Math Sheet

Name _____ Score _____ Teacher _____ Date _____

Inscribed Angles

Name inscribed figures and use circle theorems to find missing angle or intercepted arc measures.

Name figures

1. **Name the marked inscribed angle and its intercepted arc.**

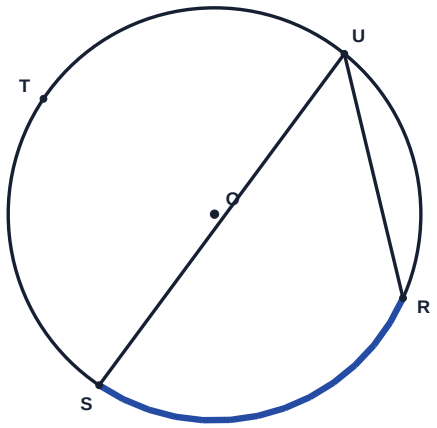

2. **Name the marked inscribed angle and its intercepted arc.**

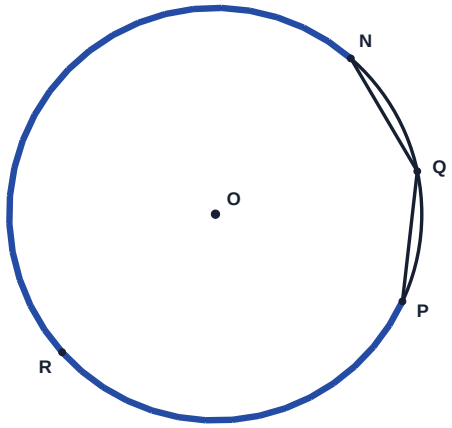

3. **Name the marked inscribed angle and its intercepted arc.**

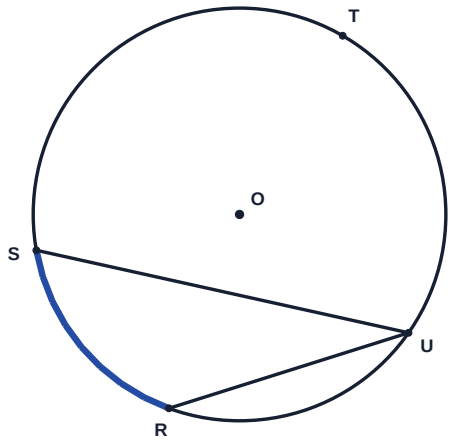

4. **Name the marked inscribed angle and its intercepted arc.**

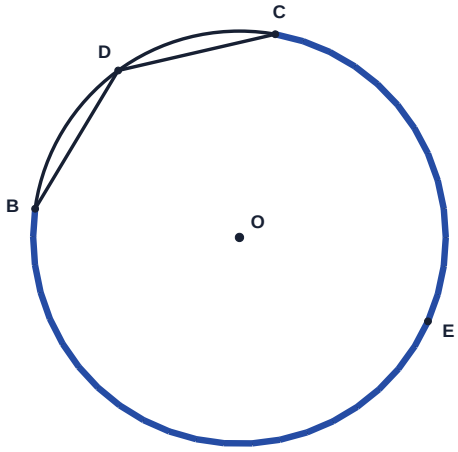

An inscribed angle is half its intercepted arc.

Name _____ Score _____ Teacher _____ Date _____

Inscribed Angles

Name inscribed figures and use circle theorems to find missing angle or intercepted arc measures.

Find angle measures

5. **Intercepted arc PQR = 86 deg. Find angle PSR.**

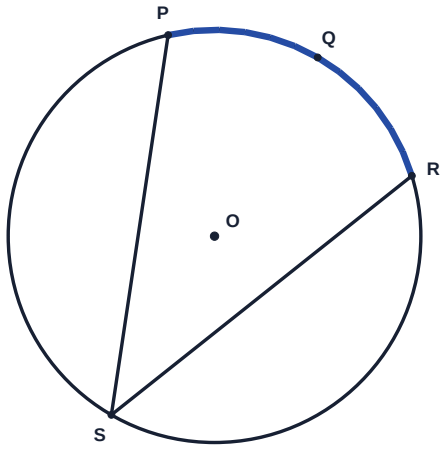

6. **The intercepted arc at vertex S is 72 deg and angle N is 34 deg. Find angle Q.**

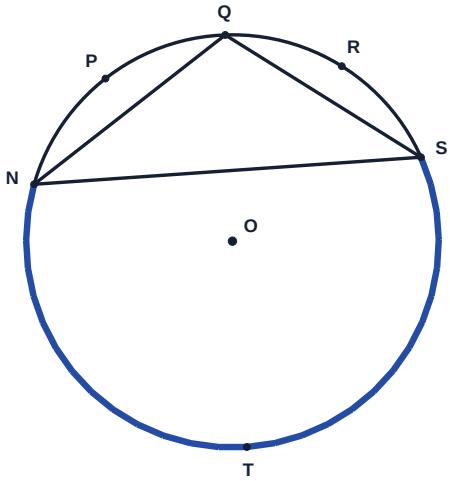

7. **Angle E = 96 deg. Find opposite angle J.**

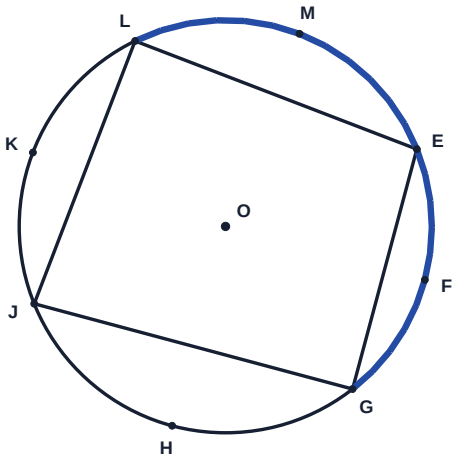

8. **Intercepted arc DEF = 180 deg. Find angle DGF.**

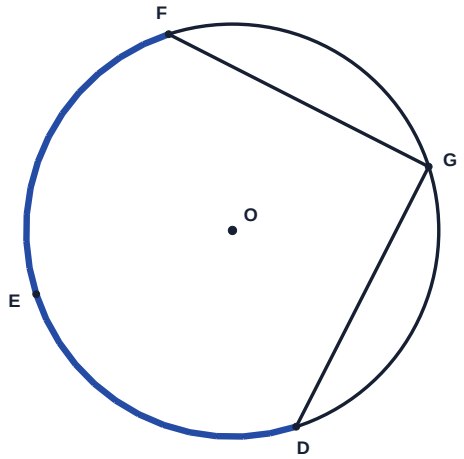

An inscribed angle is half its intercepted arc.

Name _____ Score _____ Teacher _____ Date _____

Inscribed Angles

Name inscribed figures and use circle theorems to find missing angle or intercepted arc measures.

Find intercepted arc measures

9. **Angle LPN = 45 deg. Find intercepted arc LMN.**

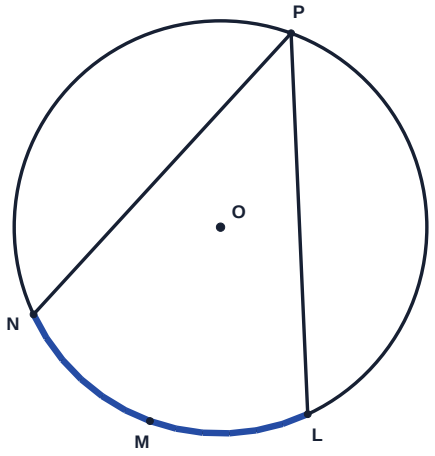

10. **Angle ACY = 40 deg. Find intercepted arc YZA.**

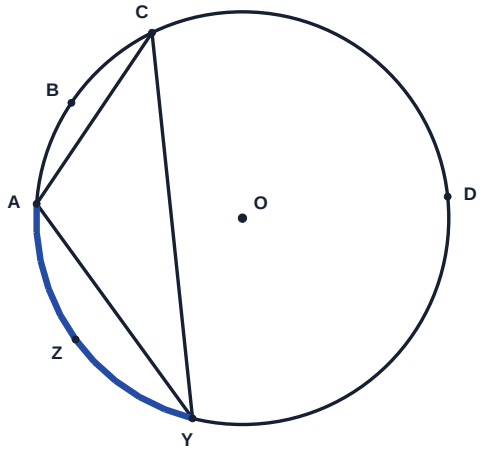

11. **Angle RTV = 72 deg. Find intercepted arc VPR.**

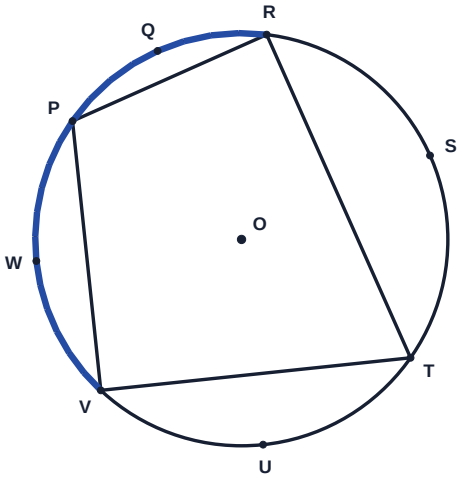

12. **Angle MQP = 90 deg. Find intercepted arc MNP.**

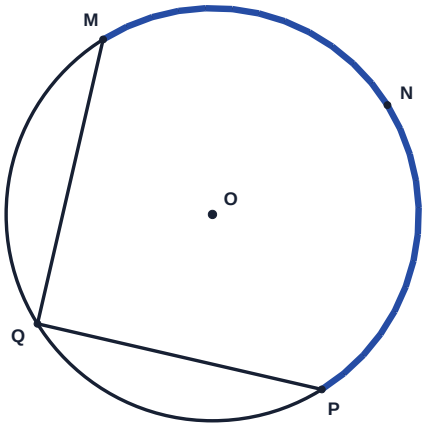

An inscribed angle is half its intercepted arc.